

How to file a wellness claim




Aflac wellness claims pay you money for staying on top of your health by getting yearly checkups and medical screenings such as physicals, dental exams and eye exams. Most accident, hospital indemnity and cancer insurance policies have wellness benefits.

You can file your wellness claim online at [aflac.com/MyAflac](https://www.aflac.com/MyAflac) or through the MyAflac® Mobile app available for Apple and Android devices.




Follow these steps:



Step 1:

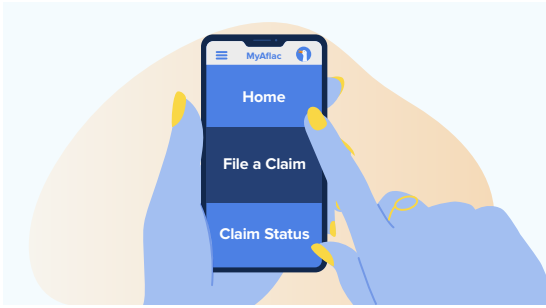
Before filing a claim, make sure you register online by creating a MyAflac® account. You can sign up using either your Aflac insurance policy number or alternate personal information, so don't worry if you can't find it!



Step 2:

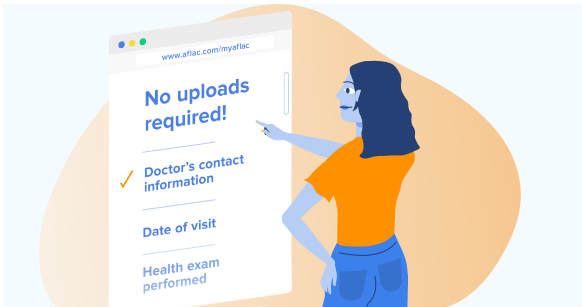
Simply log in to your account at [aflac.com/myaflac](https://www.aflac.com/myaflac) or download the MyAflac® app to your mobile device.






Step 3:

Then go to “File a Claim” and follow the steps.




Step 4:

There's no uploading required. All you need is your doctor's contact information, date of your visit and the health exam performed.



Step 5:

Follow a few simple steps and your Aflac wellness claim is complete. You can even track its progress online with the Claims Status Tracker.



Step 6:

Need your money even faster? Enroll in direct deposit for speedier delivery right to your bank account.

We're here for you when you need us most. Get to know us at [Aflac.com](https://www.aflac.com).

*Cash benefits are paid directly to you, unless assigned otherwise.
Coverage is underwritten by Aflac. In New York, coverage is underwritten by Aflac New York.
WWHQ | 1932 Wynnton Road | Columbus, GA 31999